

Spelling Menu

Your child will come home with a list of spellings weekly. These are tested every Friday and new spellings are shared with the children for the following week. It is important that your child understands the meaning of the words on their list and can put them into sentences. Here is a selection of fun ideas to help your child practise their spellings at home.

1. ABC Order



Write all of your spelling words in alphabetical (ABC) order.

2. Word Parts

Write your words. Then use a coloured pencil to divide the words into syllables.
e.g. jumping
caterpillar

3. Other Handed

Write each word 5 times, switching the hand you write it with each time. Say the word as you spell it.

4. Vowel Spotlight

Write your words using one colour for the vowels and another colour for the consonants.

(vowels: a, e, i, o, u)

5. Use Technology

Type out your spelling words on the computer. Try to use at least 4 different fonts.



6. Pyramid Words

s
sp
spe
spel
spell
spelli
spellin
spelling
(or make them boat shaped, star, smiley face, etc.)

7. "Ransom" Words

"Write" your words by cutting letters out of a newspaper or magazine and gluing the letters on a piece of paper to spell your words.










8. Rainbow Words

Write your spelling words with coloured pencils. Make each letter a different colour.



9. Scrambled Words

Write your words. Then write them again with the letters mixed up. Can you unscramble them again the next day?
e.g. watch - cwhta

<p>10. Silly Sentences</p> <p>Write 3 or more sentences that use all your spelling words.</p> 	<p>11. Prefixes and Suffixes</p> <p>Underline the prefixes and suffixes in the words you are learning. Make sure you know what they mean. e.g. <u>im</u>portant happi<u>ness</u></p>	<p>12. Word Search</p> <p>Create your own word search with your spellings. Show the answers to your puzzle in a different colour.</p> 
<p>13. Flashcards</p> <p>Make and practice with flashcards. Put the word on one side and definition (meaning) on the other.</p> 	<p>14. Picture & a Story</p> <p>Draw a picture defining each word. Write a sentence about your picture using the word.</p>	<p>15. Words without Vowels</p> <p>Write all of your words replacing vowels with a line. Go back and see if you can fill in the vowels. e.g. q--st--n = question</p>
<p>16. Train Words</p> <p>Write the entire list end-to-end as one long word. Write each new word in a different colour. e.g. <u>train</u><u>back</u><u>stop</u></p>	<p>17. Write a Story, Poem or Song with Words</p> <p>Write a story using all your spelling words. Underline the words you used.</p>	<p>18. Bubble Letters</p> <p>Write your spelling words out in bubble writing.</p> 
<p>19. Words Within Words</p> <p>Write each spelling word and then write at least 2 words made from that word. e.g. catch - cat, hat</p>	<p>20. Picture words</p> <p>Draw a picture and hide your spelling words in the picture.</p>	<p>21. Question/Answers</p> <p>Write questions with half of your spelling words. Then use the other half to answer the questions. Underline the words you used.</p> 
<p>22. Riddles</p> <p>Write a riddle for each of your words. Don't forget to answer them. e.g. I am grey. I have a trunk and big ears. Answer: elephant.</p> 	<p>23. Crossword Puzzle</p> <p>Make a crossword puzzle with your spelling. Show the answers to your puzzle.</p> 	<p>24. Rhyming Words</p> <p>Write your spelling words out with a rhyming word next to them. Remember that words do not need to have the same spelling pattern to rhyme. e.g. men and again</p>

25. Homophones

Can you find any homophones which go with your spelling words?
What do they mean?
e.g. wear and where,
to, too and two
their, there and they're

26. Writing Race

Set a timer for 2 minutes.
See how many times you can write each word perfectly during that time.



27. Code Words

Come up with a code for each letter of the alphabet and then write each word in code.
e.g. a = □ b = ◆ c = ▲

28 Word Classes

Sort your spelling words into word classes - nouns, verbs, adjectives etc.
Be careful - some words can be used in more than one category e.g. swimming.

29. Synonyms



Find at least 2 synonyms for each of your spelling words.

30. Antonyms

Find an antonym (opposite) for each of your spelling words.



31. Joker

Write jokes containing each of your spelling words.



32. Backwards Words

Write your spelling words forwards and then backwards. Remember to write neatly!

BACKWARDS

33. X Words

Write 2 words with one letter in common so that they cross over each other.
e.g. b
r
che **e** se
a
d

34. Acrostic Poem

Write an acrostic poem for your spelling words. See if you can stick to a theme when writing.
e.g. sun

Sun shines brightly
Up in the sky
Nice and warm on my face

35. Scrabble

In a game of Scrabble, each letter is worth a certain number of points. Write your words and then add the total of the letters. Which of your spelling words has the highest total value?

